

BLDC Board & Laser Steering Assembly Compatibility


- BLDC board (**Black, New**)

Laser steering assembly version	BLDC Cable	BLDC board	Dip Switch
1 ~ 6	BLDC 3	BLDC 6.1.2	0000
7 ~		BLDC 6.1.2a ~ 6.1.2c	0001

- BLDC board (**Green, Old**)

Laser steering assembly version	BLDC Cable	BLDC board	Dip Switch
1 (for Classic Scanner)	BLDC 1	BLDC (Green)	No Dip switch
2 ~ 6			


1) How to check Laser steering assembly.



OYYMMVV-XXXXX (VV: Laser steering assembly version details)

2) How to check BLDC board version (Black, New)


BLDC board v6.1.2




[No Label]

V6.1.2, Silk screen

BLDC board v6.1.2a




V6.1.2 Silk screen



Check Label


BLDC board v6.1.2c (The latest version)



V6.1.2, Silk screen

3) How to check Dip switch

Dip switch 0000



Dip switch 0001

